






**1. Employment Status - please select all that apply:**

		Response Percent	Response Count
Full Time		41.2%	7
Part Time		5.9%	1
Casual		11.8%	2
Trainee		0.0%	0
Apprentice		0.0%	0
Volunteer		0.0%	0
Job Seeker		35.3%	6
Unemployed		23.5%	4
Other (please specify)		0.0%	0
<b>answered question</b>			<b>17</b>
<b>skipped question</b>			<b>0</b>

## 2. When it comes to using a computer, which of the following do you consider yourself:

		Response Percent	Response Count
A complete novice (no experience)		5.9%	1
Some experience (e.g use computer for basic tasks like Word Processing, Web surfing and email)		23.5%	4
Somewhat proficient (e.g. fair amount of experience in using a number of computer programs)		29.4%	5
<b>A power user (e.g. use computer for a wide range of tasks and have several years experience)</b>		<b>41.2%</b>	<b>7</b>
		<b>answered question</b>	<b>17</b>
		<b>skipped question</b>	<b>0</b>

## 3. Do you use a computer at home?

		Response Percent	Response Count
Yes - PC		94.1%	16
Yes - MAC		5.9%	1
No		0.0%	0
		<b>answered question</b>	<b>17</b>
		<b>skipped question</b>	<b>0</b>




#### 4. How long have you been regularly using a computer ?

		Response Percent	Response Count
Less than 6 months		5.9%	1
6 - 12 months		0.0%	0
12 - 18 months		5.9%	1
18 - 24 months		5.9%	1
<b>More than two years</b>		<b>82.4%</b>	<b>14</b>
<b>answered question</b>			<b>17</b>
<b>skipped question</b>			<b>0</b>




#### 5. What are the three (3) main tasks you use a computer for?

		Response Percent	Response Count
1.		100.0%	17
2.		100.0%	17
3.		94.1%	16
<b>answered question</b>			<b>17</b>
<b>skipped question</b>			<b>0</b>

**6. When I encounter a problem or challenge using a computer, my first course of action is usually to:**

		Response Percent	Response Count
Get help from a tech support person or knowledgeable colleague		5.9%	1
Consult user documentation e.g. hard copy or electronic help and support resources		23.5%	4
<b>"Play" with the computer, trying different actions until I get it to work</b>		<b>70.6%</b>	<b>12</b>
		<b>answered question</b>	<b>17</b>
		<b>skipped question</b>	<b>0</b>

**7. When I encounter a problem or challenge using a computer, my last resort is usually to:**

		Response Percent	Response Count
<b>Get help from a tech support person or knowledgeable colleague</b>		<b>58.8%</b>	<b>10</b>
Consult user documentation e.g. hard copy or electronic help and support resources		23.5%	4
"Play" with the computer, trying different actions until I get it to work		17.6%	3
		<b>answered question</b>	<b>17</b>
		<b>skipped question</b>	<b>0</b>

## 8. Self assess your current knowledge and skill level for each of the areas below:

	Novice (no knowledge and skills)	Basic Knowledge and Skills	Average Knowledge and Skills	Advanced Knowledge and Skills	Rating Average	Response Count
Turn on computer, open and exit applications, switch users, log off and shutdown.	0.0% (0)	5.9% (1)	23.5% (4)	<b>70.6% (12)</b>	3.65	17
Navigate toolbars, windows, menus and sub menus, tabs and dialog boxes.	0.0% (0)	5.9% (1)	41.2% (7)	<b>52.9% (9)</b>	3.47	17
Run more than one program at the same time and navigate between multiple open windows.	0.0% (0)	11.8% (2)	35.3% (6)	<b>52.9% (9)</b>	3.41	17
Resize windows using minimise, restore and maximise.	0.0% (0)	11.8% (2)	23.5% (4)	<b>64.7% (11)</b>	3.53	17
Insert and eject removable storage devices such as CDs, portable hard drive, USB or flash drive.	0.0% (0)	11.8% (2)	29.4% (5)	<b>58.8% (10)</b>	3.47	17
Identify various file types.	0.0% (0)	5.9% (1)	41.2% (7)	<b>52.9% (9)</b>	3.47	17
File Management: creating, finding, opening, editing, saving, copying, renaming, moving and deleting files and folders.	0.0% (0)	11.8% (2)	35.3% (6)	<b>52.9% (9)</b>	3.41	17
Word Processing: entering, editing, deleting, selecting, cutting, copying and pasting text.	0.0% (0)	17.6% (3)	29.4% (5)	<b>52.9% (9)</b>	3.35	17
Internet: searching for information using a search engine, following links, refreshing pages, navigating back and forward between pages and navigating between windows and tabs.	0.0% (0)	5.9% (1)	35.3% (6)	<b>58.8% (10)</b>	3.53	17
Internet: uploading, downloading and saving files such as documents, images or PDFs.	0.0% (0)	5.9% (1)	35.3% (6)	<b>58.8% (10)</b>	3.53	17
Internet: Privacy and Copyright requirements.	0.0% (0)	17.6% (3)	<b>47.1% (8)</b>	35.3% (6)	3.18	17
Email: composing, sending, receiving, replying, forwarding and deleting.	0.0% (0)	11.8% (2)	35.3% (6)	<b>52.9% (9)</b>	3.41	17

Email: sending, opening and saving attachments.	0.0% (0)	11.8% (2)	23.5% (4)	<b>64.7% (11)</b>	3.53	17
Use of social media tools:	11.8% (2)	5.9% (1)	35.3% (6)	<b>47.1% (8)</b>	3.18	17
Social networking e.g. Facebook, Edmodo, Linked In, Google+, Ning, Bebo, Formspring	11.8% (2)	11.8% (2)	35.3% (6)	<b>41.2% (7)</b>	3.06	17
Microblogging e.g. Twitter, Tumblr, Maang	23.5% (4)	<b>29.4% (5)</b>	<b>29.4% (5)</b>	17.6% (3)	2.41	17
Image and video sharing e.g. Flickr and YouTube	0.0% (0)	35.3% (6)	23.5% (4)	<b>41.2% (7)</b>	3.06	17
Social bookmarking e.g. Delicious, Diigo	<b>29.4% (5)</b>	<b>29.4% (5)</b>	<b>29.4% (5)</b>	11.8% (2)	2.24	17
Blogs e.g. Edublogs, Blogger	29.4% (5)	11.8% (2)	<b>47.1% (8)</b>	11.8% (2)	2.41	17

Please tell us about any other Social Media you have used:

3





**answered question**

**17**

**skipped question**

**0**

## 9. Which of the following internet browsers have you used ?

		Response Percent	Response Count
Internet Explorer		82.4%	14
Safari		47.1%	8
Chrome		47.1%	8
Firefox		76.5%	13
Other (please specify)		0.0%	0
		<b>answered question</b>	<b>17</b>
		<b>skipped question</b>	<b>0</b>

**10. Please indicate your knowledge, skills and experience in using the following Microsoft software products:**

	No Experience	Complete Novice	Some Experience	Somewhat Proficient	Power User	Rating Average	Response Count
Operating Systems e.g. Windows XP, Windows Vista, Windows 7	0.0% (0)	5.9% (1)	11.8% (2)	<b>58.8% (10)</b>	23.5% (4)	4.00	
Word e.g. 2003, 2007, 2010	0.0% (0)	0.0% (0)	17.6% (3)	<b>64.7% (11)</b>	17.6% (3)	4.00	
Powerpoint e.g. 2003, 2007, 2010	5.9% (1)	0.0% (0)	23.5% (4)	<b>58.8% (10)</b>	11.8% (2)	3.71	
Excel e.g. 2003, 2007, 2010	0.0% (0)	5.9% (1)	29.4% (5)	<b>52.9% (9)</b>	11.8% (2)	3.71	
Outlook e.g. 2003, 2007, 2010	0.0% (0)	0.0% (0)	41.2% (7)	<b>52.9% (9)</b>	5.9% (1)	3.65	
Publisher e.g. 2003, 2007, 2010	5.9% (1)	5.9% (1)	35.3% (6)	<b>47.1% (8)</b>	5.9% (1)	3.41	
<b>answered question</b>							
<b>skipped question</b>							

**11. Please indicate your knowledge, skills and experience in using the following Adobe software products:**







	No Experience	Complete Novice	Some Experience	Somewhat Proficient	Power User	Rating Average	Response Count
Acrobat	17.6% (3)	0.0% (0)	<b>52.9% (9)</b>	29.4% (5)	0.0% (0)	2.94	
Photoshop	17.6% (3)	11.8% (2)	<b>35.3% (6)</b>	<b>35.3% (6)</b>	0.0% (0)	2.88	
Presenter	<b>52.9% (9)</b>	0.0% (0)	29.4% (5)	17.6% (3)	0.0% (0)	2.12	
Captivate	<b>52.9% (9)</b>	5.9% (1)	23.5% (4)	17.6% (3)	0.0% (0)	2.06	
Dreamweaver	<b>35.3% (6)</b>	17.6% (3)	29.4% (5)	17.6% (3)	0.0% (0)	2.29	
<b>answered question</b>							
<b>skipped question</b>							

**12. Please tell us about any other software that you regularly use:**






	Response Count
	6
<b>answered question</b>	<b>6</b>
<b>skipped question</b>	<b>11</b>





### 13. How long have you been using the WSI ePortfolio tool?

		Response Percent	Response Count
Just started		0.0%	0
1 - 2 months		25.0%	4
2 - 3 months		6.3%	1
<b>3 - 4 months</b>		<b>31.3%</b>	<b>5</b>
4 - 5 months		12.5%	2
5 - 6 months		6.3%	1
More than 6 months		18.8%	3
<b>answered question</b>			<b>16</b>
<b>skipped question</b>			<b>1</b>

### 14. How would you rate your current knowledge, skills and experience in using the WSI ePortfolio tool:

		Response Percent	Response Count
No Experience		12.5%	2
Complete Novice		18.8%	3
<b>Some Experience</b>		<b>56.3%</b>	<b>9</b>
Somewhat Proficient		6.3%	1
Power User		6.3%	1
<b>answered question</b>			<b>16</b>
<b>skipped question</b>			<b>1</b>

### 15. Have you previously used any other ePortfolio tool?

		Response Percent	Response Count
Yes		25.0%	4
No		75.0%	12

If Yes, which ePortfolio tool have you previously used?

3




answered question

16

skipped question

1

### 16. Why are you using the WSI ePortfolio tool to develop an ePortfolio?

		Response Percent	Response Count
Personal choice		6.3%	1
Requirement of my course		87.5%	14
Other (please specify)		6.3%	1






answered question

16



skipped question

1



### 17. What is the purpose of your ePortfolio? Please select all that apply:

		Response Percent	Response Count
Personal Reflection		31.3%	5
Showcase my Work		18.8%	3
Job Seeking		0.0%	0
Recognition of Prior Learning		6.3%	1
<b>Learning and Assessment</b>		<b>56.3%</b>	<b>9</b>
Assessment		12.5%	2
Other (please specify)		0.0%	0
<b>answered question</b>			<b>16</b>
<b>skipped question</b>			<b>1</b>

### 18. Did you receive any training before you started using the ePortfolio tool ?

		Response Percent	Response Count
Yes		62.5%	10
No		37.5%	6
If Yes, who provided the training?			7
<b>answered question</b>			<b>16</b>
<b>skipped question</b>			<b>1</b>

**19. Were you given or do you know where to find help and support resources?**

		Response Percent	Response Count
Yes		81.3%	13
No		18.8%	3
answered question			16
skipped question			1

**20. Please tell us about any difficulties you have experienced in using WSI ePortfolio:**

	Response Count
	16
answered question	16
skipped question	1

**21. Please enter any additional comments or feedback you would like to add regarding your experiences using the WSI ePortfolio tool below:**

	Response Count
	9
answered question	9
skipped question	8



**Page 3, Q5. What are the three (3) main tasks you use a computer for?**

1.

1	Social Networking	May 22, 2012 12:58 PM
2	Tafe work	May 22, 2012 12:58 PM
3	Internet	May 21, 2012 4:08 PM
4	Social Networking	May 21, 2012 2:52 PM
5	internet	May 21, 2012 2:51 PM
6	Data Entry	May 21, 2012 2:49 PM
7	Email	May 21, 2012 2:48 PM
8	Information	May 21, 2012 2:48 PM
9	Word Documents	May 21, 2012 2:47 PM
10	Games	May 21, 2012 2:46 PM
11	Web Surfing	May 21, 2012 2:46 PM
12	gaming	May 21, 2012 2:45 PM
13	-	May 21, 2012 2:43 PM
14	sdsadas	May 21, 2012 2:42 PM
15	Online activity	May 21, 2012 2:21 PM
16	internet	May 21, 2012 11:17 AM
17	Information	May 17, 2012 8:16 PM

2.

1	Research	May 22, 2012 12:58 PM
2	Internet	May 22, 2012 12:58 PM
3	Email	May 21, 2012 4:08 PM
4	Study	May 21, 2012 2:52 PM
5	assignments	May 21, 2012 2:51 PM
6	Data Processing	May 21, 2012 2:49 PM
7	Printing	May 21, 2012 2:48 PM
8	internet -web browsing	May 21, 2012 2:48 PM
9	Internet	May 21, 2012 2:47 PM
10	Work	May 21, 2012 2:46 PM
11	Studying	May 21, 2012 2:46 PM

**Page 3, Q5. What are the three (3) main tasks you use a computer for?**

12	processing	May 21, 2012 2:45 PM
13	-	May 21, 2012 2:43 PM
14	asdas	May 21, 2012 2:42 PM
15	word processing	May 21, 2012 2:21 PM
16	email	May 21, 2012 11:17 AM
17	email	May 17, 2012 8:16 PM
<b>3.</b>		
1	Education	May 22, 2012 12:58 PM
3	Word	May 21, 2012 4:08 PM
4	Streaming	May 21, 2012 2:52 PM
5	google	May 21, 2012 2:51 PM
6	Internet	May 21, 2012 2:49 PM
7	Homework	May 21, 2012 2:48 PM
8	emails	May 21, 2012 2:48 PM
9	for Studies	May 21, 2012 2:47 PM
10	Art	May 21, 2012 2:46 PM
11	Gaming	May 21, 2012 2:46 PM
12	work	May 21, 2012 2:45 PM
13	-	May 21, 2012 2:43 PM
14	asdas	May 21, 2012 2:42 PM
15	Photo editing	May 21, 2012 2:21 PM
16	wordprocessing	May 21, 2012 11:17 AM
17	shopping	May 17, 2012 8:16 PM

**Page 3, Q8. Self assess your current knowledge and skill level for each of the areas below:**

1	Bibelo	May 21, 2012 2:49 PM
2	Hi5	May 21, 2012 2:46 PM
3	specialist forums	May 21, 2012 2:21 PM

**Page 3, Q12. Please tell us about any other software that you regularly use:**

1	Paint.	May 22, 2012 12:58 PM
2	Steam	May 21, 2012 2:46 PM
3	Nero	May 21, 2012 2:46 PM
4	0-	May 21, 2012 2:43 PM
5	Not much at present. I used to trial some software for work but that is difficult with the newer windows platforms as you need to be an admin for everything.	May 21, 2012 2:21 PM
6	ITUNES, NERO	May 21, 2012 11:17 AM

**Page 4, Q15. Have you previously used any other ePortfolio tool?**

1	Seek, Woolworths	May 21, 2012 2:52 PM
2	=-	May 21, 2012 2:45 PM
3	Do nt remeber as it was buggy	May 21, 2012 2:23 PM

**Page 4, Q16. Why are you using the WSI ePortfolio tool to develop an ePortfolio?**

1	sadasd	May 21, 2012 2:43 PM
---	--------	----------------------

**Page 4, Q18. Did you receive any training before you started using the ePortfolio tool ?**

1	Jennifer Munro (Class teacher)	May 22, 2012 12:59 PM
2	eLF facilitators	May 21, 2012 4:10 PM
3	Me	May 21, 2012 2:52 PM
4	Instructor/trainer	May 21, 2012 2:50 PM
5	Class Teacher	May 21, 2012 2:48 PM
6	eLF trainers	May 21, 2012 2:23 PM
7	the instructor in charge of the Networking Course	May 17, 2012 8:18 PM



**Page 4, Q20. Please tell us about any difficulties you have experienced in using WSI ePortfolio:**

1	It is difficult to navigate your way through the WSI ePortfolio.	May 22, 2012 12:59 PM
2	No difficulty	May 22, 2012 12:59 PM
3	I only tend to use ePortfolio as part of my course and have not yet explored the other elements of the tool. I therefore sometimes find it difficult to navigate around the tool.	May 21, 2012 4:10 PM
4	none	May 21, 2012 2:53 PM
5	None	May 21, 2012 2:52 PM
6	NA	May 21, 2012 2:50 PM
7	My journal entry didn't save properly and I lost it all	May 21, 2012 2:49 PM
8	Some experience	May 21, 2012 2:49 PM
9	n/a	May 21, 2012 2:48 PM
10	Not User Friendly	May 21, 2012 2:48 PM
11	n/a	May 21, 2012 2:46 PM
12	--	May 21, 2012 2:45 PM
13	dasdasds	May 21, 2012 2:43 PM
14	It is a bit round about in a navigation sense	May 21, 2012 2:23 PM
15	None really , just takes a bit of fiddling	May 21, 2012 11:18 AM
16	None so far.	May 17, 2012 8:18 PM

**Page 4, Q21. Please enter any additional comments or feedback you would like to add regarding your experiences using the WSI ePortfolio tool below:**

1	I don't like using it because it is difficult to find particular items.	May 22, 2012 12:59 PM
2	none	May 21, 2012 2:53 PM
3	NA	May 21, 2012 2:50 PM
4	I have still got a long way to go	May 21, 2012 2:49 PM
5	second time forced to do this survey...	May 21, 2012 2:48 PM
6	--	May 21, 2012 2:45 PM
7	asdasd	May 21, 2012 2:43 PM
8	navigation could be easier and more intuitive	May 21, 2012 2:23 PM
9	Ok	May 21, 2012 11:18 AM